



Matoshri Education Society's

MATOSHRI COLLEGE OF PHARMACY

Eklahare, Near Odhagaon, Aurangabad Highway, Tal. & Dist. Nashik, Nashik- 422 105. (M.S.) Ph. No.: 0253-2406687, 9552516050
E-mail ID: matoshripharmacy@rediffmail.com Website: pharmacy.matoshri.edu.in

Approved by: All India Council of Technical Education (AICTE), Pharmacy Council of India, New Delhi, Govt. of Maharashtra, DTE, Mumbai. Affiliated to:
Savitribai Phule Pune University, Pune (ID.No.PU/NS/Pharm./163/2012) DTE Code:5405

STAKEHOLDERS FEEDBACK REPORT

[Students, Teachers, Employers, Alumni on Curricula/Syllabi]

ACADEMIC YEAR- 2019-20

1. OBJECTIVE OF FEEDBACK:

The college is affiliated to Savitribai Phule Pune University. The University assign task of syllabus design workshop to selected affiliated college. The selected institute conducts syllabus design workshops inviting Assistant Professors/Associate Professors/Professors, Industry Experts to contribute in syllabus design and development. The draft syllabus is then placed before BOS/Academic Council/Executive Council for Approval. The syllabus implementation workshops are the conducted by selected institutes where subject teachers are invited to discuss extent of contents to be covered in each unit and laboratory work. The syllabus finalized by SPPU is implemented in the affiliated colleges. The IQAC of the college identifies the curricular gaps and plans for co-curricular/extracurricular activities in college. The college obtains feedback from all the stakeholders like students, alumni, employer and parents on curriculum/syllabus to enrich the quality of activities performed in college for improvement the professional skills, employability and entrepreneurial skills of the students.

2. QUESTIONNAIRES FOR STAKEHOLDERS FEEDBACK.

2.1 STUDENTS FEEDBACK ON CURRICULUM

1. Preparation of the subject by teacher
2. Clarity and neatness in class
3. Logical presentation of data
4. Encouragement to questions from students
5. Examples of practical applications of principles taught to make the subject clear
6. Clarification of doubts





7. Overall control on the class.
8. Summary of portion covered, at the start and end of the lecture.
9. Motivation to students to excel
10. Extra information related to subject given
11. Strictness of teacher

2.2 TEACHERS FEEDBACK ON CURRICULUM

1. Syllabus is suitable to the course
2. Syllabus is need based.
3. Course content is followed by corresponding reference books/materials
4. Aims and objectives of the syllabi are well defined and clear to teachers and students.
5. The course/syllabus of this subject increased my knowledge and perspective in the subject area.
6. The books prescribed/listed as reference materials are relevant, updated and appropriate.
7. The course/program of studies carries sufficient number of optional papers.
8. The course/syllabus has good balance between theory and practical.

2.3 EMPLOYERS FEEDBACK

1. Performance of our Graduate
2. Inclination to adopt new Technology
3. Communication Skills





Matoshri Education Society's

MATOSHRI COLLEGE OF PHARMACY

Eklahare, Near Odhagam, Aurangabad Highway, Tal. & Dist. Nashik, Nashik- 422 105. (M.S.) Ph. No.: 0253-2406687, 9552516050
E-mail ID: matoshripharmacy@rediffmail.com Website: pharmacy.matoshri.edu.in

Approved by: All India Council of Technical Education (AICTE), Pharmacy Council of India, New Delhi, Govt. of Maharashtra, DTE, Mumbai. Affiliated to: Savitribai Phule Pune University, Pune (ID.No.PU/NS/Pharm./163/2012) DTE Code:5405

4. Independent Thinking & Problem Solving Ability
5. Leadership skills
6. Professional Attitude
7. Ethics
8. Inclination to Identify Problems in Society

2.4 ALUMNI FEEDBACK ON CURRICULUM

FEEDBACK ABOUT COLLEGE

1. Do you feel proud to be associated with MCOP as Alumni?
2. How do you rate development activities organized by the college for your overall development?
3. Will you recommend your relative/friends to enrol at MCOP?

FEEDBACK ABOUT ACADEMICS & FACULTY

1. Do you feel that adequate knowledge was gained during your course of study?
2. Is knowledge gained in MCOP relevant in your present job?
3. Were the faculty members cooperative for academic support and overall development?
4. How do you rate student teacher relationship in MCOP as a whole?
5. How do you rate the academic initiatives taken by the college to bridge the gap between industry & academia.

FEEDBACK ABOUT TRAINING & PLACEMENT CELL

1. Has the T&P Cell provided sufficient **Off campus** placement opportunities?
2. Have you availed career counselling and guidance for higher studies from T&P Cell?




Principal
Matoshri College of Pharmacy,
Eklahare, Nashik - 422 105.



Matoshri College of Pharmacy, Eklahare, Nashik

Combined Feedback Analysis

Academic Year : 2019-20

This report consists of following activities :

Title : Course Feedback (Attended By : Eighth Semester, Sixth Semester (Div B), Sixth Semester (Div A), Fourth Semester (Div B), Fourth Semester (Div A), Second Semester (Div B), Second Semester (Div A))

Total number of response(s) : 1574

Question	Did you take up this course out of your own will or by force?				
Answer	Value	No. of response(s)	Response value	Response %	
● Own Will	5	1507	7535	95.80	
● By Force	4	66	264	4.20	
Performance					99.16

Question	Do you have a problem with medium of instruction (English)?				
Answer	Value	No. of response(s)	Response value	Response %	
● Yes	5	435	2175	27.65	
● No	4	1138	4552	72.35	
Performance					85.53

Question	Do you find enough time to study at home/hostel because of the program structure?				
Answer	Value	No. of response(s)	Response value	Response %	
● Yes	5	1342	6710	85.31	
● No	4	231	924	14.69	
Performance					97.06

Question	Is your level of interest still the same as in the beginning or increased or decreased?				
Answer	Value	No. of response(s)	Response value	Response %	
● Increased	5	1207	6035	76.83	
● Decreased	4	131	524	8.34	
● Remains same	3	233	699	14.83	
Performance					92.40

Question	Whether all contents relevant to subject have been covered in present course structure?				
Answer	Value	No. of response(s)	Response value	Response %	
● Excellent	5	622	3110	39.54	
● Very Good	4	611	2444	38.84	
● Good	3	287	861	18.25	
● Satisfactory	2	52	104	3.31	
● Poor	1	1	1	0.06	
Performance					82.90

Question	Whether the course structure is properly organised?				
Answer	Value	No. of response(s)	Response value	Response %	
● Excellent	5	494	2470	31.40	

<https://www.vmedulife.com/faculty/feedback/student/StudentFeedback.php>



Question	Whether the course structure is properly organised?			
Answer	Value	No. of response(s)	Response value	Response %
Very Good	4	463	1852	29.43
Good	3	507	1521	32.23
Satisfactory	2	88	176	5.59
Poor	1	21	21	1.34
Performance				76.80



Question	Do you think in the current syllabus whether proper emphasis is given on fundamentals?			
Answer	Value	No. of response(s)	Response value	Response %
Excellent	5	589	2945	37.44
Very Good	4	477	1908	30.32
Good	3	433	1299	27.53
Satisfactory	2	66	132	4.20
Poor	1	8	8	0.51
Performance				80.00



Question	What is your opinion for inclusion of modern/advance topics in the course syllabus?			
Answer	Value	No. of response(s)	Response value	Response %
Excellent	5	507	2535	32.25
Very Good	4	467	1868	29.71
Good	3	504	1512	32.06
Satisfactory	2	73	146	4.64
Poor	1	21	21	1.34
Performance				77.38



Question	Availability of text books/study materials related to syllabus contents in the institute?			
Answer	Value	No. of response(s)	Response value	Response %
Excellent	5	563	2815	35.81
Very Good	4	461	1844	29.33
Good	3	466	1398	29.64
Satisfactory	2	68	136	4.33
Poor	1	14	14	0.89
Performance				78.97



Question	Do you find any usefulness in all the tests or examinations conducted so far for the concerned course?			
Answer	Value	No. of response(s)	Response value	Response %
Excellent	5	557	2785	35.43
Very Good	4	455	1820	28.94
Good	3	475	1425	30.22
Satisfactory	2	71	142	4.52
Poor	1	14	14	0.89
Performance				78.70



Question	Overall rating of the course?			
Answer	Value	No. of response(s)	Response value	Response %
Excellent	5	446	2230	28.35
Very Good	4	404	1616	25.68
Good	3	533	1599	33.88
Satisfactory	2	128	256	8.14
Poor	1	62	62	3.94



Question	Overall rating of the course?			
Answer	Value	No. of response(s)	Response value	Response %
Performance				73.27

Question	Is there any better employment opportunity after completion of this course?			
Answer	Value	No. of response(s)	Response value	Response %
Excellent	5	553	2765	35.16
Very Good	4	472	1888	30.01
Good	3	481	1443	30.58
Satisfactory	2	58	116	3.69
Poor	1	9	9	0.57
Performance				79.10



Question	Do you think that you have received enough exposure for the contents mentioned in the course?			
Answer	Value	No. of response(s)	Response value	Response %
Excellent	5	573	2865	36.45
Very Good	4	454	1816	28.88
Good	3	476	1428	30.28
Satisfactory	2	60	120	3.82
Poor	1	9	9	0.57
Performance				79.36



Question	Whether is there any enhancement in the skills in the area of specializations of your course?			
Answer	Value	No. of response(s)	Response value	Response %
Excellent	5	537	2685	34.16
Very Good	4	460	1840	29.26
Good	3	496	1488	31.55
Satisfactory	2	70	140	4.45
Poor	1	9	9	0.57
Performance				78.40



Question	Whether the course exposed you to new knowledge and practices of your field?			
Answer	Value	No. of response(s)	Response value	Response %
Strongly disagree	5	247	1235	15.70
Strongly Agree	4	1326	5304	84.30
Performance				83.14

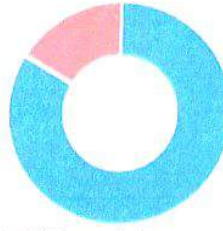


Question	Will you recommend this course to your colleagues?			
Answer	Value	No. of response(s)	Response value	Response %
Very Strongly	5	1311	6555	83.40
Not at all	4	261	1044	16.60
Performance				96.68



vmedulife Account

Achieved Scope for improvement



Achieved 83.68 | Scope for improvement 16.32




Principal
Matoshri College of Pharmacy
Eklahare, Nasik - 422 105



Matoshri College of Pharmacy, Eklahare, Nashik

Combined Feedback Analysis

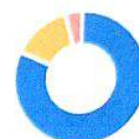
Academic Year : 2019-20

This report consists of following activities :

Title : Course Mid Survey (Attended By : Eighth Semester, Sixth Semester (Div B), Sixth Semester (Div A), Fourth Semester (Div B), Fourth Semester (Div A), Second Semester (Div B), Second Semester (Div A))

Total number of response(s) : 1657

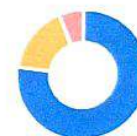
Question	Content completeness			
	Value	No. of response(s)	Response value	Response %
● Faculty teaching includes all the relevant key information needed	3	1355	4065	81.77
● Faculty teaching includes information but less relevant	2	234	468	14.12
● Faculty teaching lacks information	1	68	68	4.10
Performance				92.56



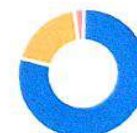
Question	Organization of Faculty teaching			
	Value	No. of response(s)	Response value	Response %
● Information is in logical, interesting sequence with illustrations which audience can follow	3	1287	3861	77.72
● Information is in logical sequence which audience can follow but lack in illustration	2	337	674	20.35
● Cannot understand teaching because there is no sequence of information	1	32	32	1.93
Performance				91.93



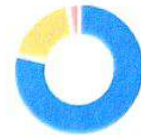
Question	Clarity in delivery			
	Value	No. of response(s)	Response value	Response %
● Faculty teaching audible to all and communication is effective	3	1279	3837	77.19
● Faculty teaching mostly audible and communication is not effective	2	279	558	16.84
● Faculty teaching is not audible	1	99	99	5.97
Performance				90.40



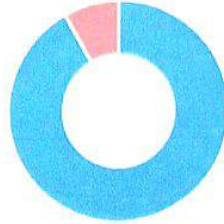
Question	Information gathering			
	Value	No. of response(s)	Response value	Response %
● Digs up all kinds of information (core and peripheral level) related to task , comes up with exhaustive information including all the background	3	1310	3930	79.06
● Collects adequate information about the task but not much about related ones	2	308	616	18.59
● Collects minimal information and about just the particular tool/technology	1	39	39	2.35
Performance				92.23



Question	Responsiveness to audience			
	Value	No. of response(s)	Response value	Response %
● Response to queries (core and peripheral level) of audience with clarity and confidence	3	1308	3924	78.94
● Response to queries (core but not peripheral level) of audience with less clarity and confidence	2	299	598	18.04
● Response to the queries is poor	1	50	50	3.02
Performance				91.97



Achieved | Scope for improvement



Achieved 91.82 | Scope for improvement 8.18



G.S.
Principal
Matoshri College of Pharmacy
Eklahare, Nashik - 422 105



Matoshri College of Pharmacy, Eklahare, Nashik

Combined Feedback Analysis

Academic Year : 2018-19

This report consists of following activities :

Title : Course End Survey (**Attended By** : Fifth Semester,Third Semester (Div B),Third Semester (Div A),First Semester (Div B),First Semester (Div A))

Title : Course Feedback (**Attended By** : Seventh Semester,Fifth Semester,Third Semester (Div B),Third Semester (Div A),First Semester (Div A),First Semester (Div B))

Title : Course Mid Survey (**Attended By** : Seventh Semester,Fifth Semester,Third Semester (Div B),Third Semester (Div A))

Total number of response(s) : 5359

Question	Do you have a problem with medium of instruction (English)?			
Answer	Value	No. of response(s)	Response value	Response %
Yes	0	452	0	19.94
No	1	1814	1814	80.02
Performance				80.02



Question	Do you find enough time to study at home/hostel because of the program structure?			
Answer	Value	No. of response(s)	Response value	Response %
Yes	1	1472	1472	64.93
No	0	795	0	35.07
Performance				64.93



Question	Is your level of interest still the same as in the beginning or increased or decreased?			
Answer	Value	No. of response(s)	Response value	Response %
Increased	2	1312	2624	57.92
Decreased	0	378	0	16.69
Remains same	1	575	575	25.39
Performance				70.62



Question	Whether all contents relevant to subject have been covered in present course structure?			
Answer	Value	No. of response(s)	Response value	Response %
Excellent	5	946	4730	41.82
Very Good	4	672	2688	29.71
Good	3	450	1350	19.89
Satisfactory	2	130	260	5.75
Poor	1	64	64	2.83
Performance				80.39



Question	Whether the course structure is properly organised?			
Answer	Value	No. of response(s)	Response value	Response %
Excellent	5	756	3780	33.41
Very Good	4	651	2604	28.77
Good	3	539	1617	23.82
Satisfactory	2	214	428	9.46
Poor	1	103	103	4.55



Question:	Whether the course structure is properly organised?			
Answer:	Value	No. of response(s)	Response value	Response %
Performance:				75.40

Question:	Do you think in the current syllabus whether proper emphasis is given on fundamentals?			
Answer:	Value	No. of response(s)	Response value	Response %
Excellent	5	896	4480	39.58
Very Good	4	692	2768	30.57
Good	3	454	1362	20.05
Satisfactory	2	147	294	6.49
Poor	1	75	75	3.31
Performance:				79.32



Question:	What is your opinion for inclusion of modern/advance topics in the course syllabus?			
Answer:	Value	No. of response(s)	Response value	Response %
Excellent	5	768	3840	33.95
Very Good	4	636	2544	28.12
Good	3	565	1695	24.98
Satisfactory	2	192	384	8.49
Poor	1	101	101	4.47
Performance:				75.72



Question:	Availability of text books/study materials related to syllabus contents in the institute?			
Answer:	Value	No. of response(s)	Response value	Response %
Excellent	5	855	4275	37.83
Very Good	4	707	2828	31.28
Good	3	453	1359	20.04
Satisfactory	2	157	314	6.95
Poor	1	88	88	3.89
Performance:				78.44



Question:	Do you find any usefulness in all the tests or examinations conducted so far for the concerned course?			
Answer:	Value	No. of response(s)	Response value	Response %
Excellent	5	816	4080	36.04
Very Good	4	688	2752	30.39
Good	3	504	1512	22.26
Satisfactory	2	178	356	7.86
Poor	1	78	78	3.45
Performance:				77.54



Question:	Overall rating of the course———			
Answer:	Value	No. of response(s)	Response value	Response %
Excellent	5	750	3750	33.14
Very Good	4	645	2580	28.50
Good	3	553	1659	24.44
Satisfactory	2	211	422	9.32
Poor	1	104	104	4.60
Performance:				75.25



Question: Is there any better employment opportunity after completion of this course?



Question: **Was there any life opportunity of this course?**

Answer	Value	No. of response(s)	Response value	Response %
Excellent	5	860	4300	38.02
Very Good	4	676	2704	29.89
Good	3	487	1461	21.53
Satisfactory	2	181	362	8.00
Poor	1	58	58	2.56
Performance				78.56



Question: **Do you think that you have received enough exposure for the contents mentioned in the course?**

Answer	Value	No. of response(s)	Response value	Response %
Excellent	5	868	4340	38.34
Very Good	4	725	2900	32.02
Good	3	456	1368	20.14
Satisfactory	2	146	292	6.45
Poor	1	69	69	3.05
Performance				79.23



Question: **Whether is there any enhancement in the skills in the area of specializations of your course?**

Answer	Value	No. of response(s)	Response value	Response %
Excellent	5	852	4260	37.67
Very Good	4	673	2692	29.75
Good	3	489	1467	21.62
Satisfactory	2	170	340	7.52
Poor	1	78	78	3.45
Performance				78.13



Question: **Whether the course exposed you to new knowledge and practices of your field?**

Answer	Value	No. of response(s)	Response value	Response %
Strongly disagree	0	438	0	20.30
Strongly Agree	1	1720	1720	79.70
Performance				79.70



Question: **Content completeness**

Answer	Value	No. of response(s)	Response value	Response %
Faculty teaching includes all the relevant key information needed	3	2152	6456	69.60
Faculty teaching includes information but less relevant	2	657	1314	21.25
Faculty teaching lacks information	1	283	283	9.15
Performance				86.82



Question: **Organization of Faculty teaching**

Answer	Value	No. of response(s)	Response value	Response %
Information is in logical, interesting sequence with illustrations which audience can follow	3	2058	6174	66.58
Information is in logical sequence which audience can follow but lack in illustration	2	808	1616	26.14
Cannot understand teaching because there is no sequence of information	1	225	225	7.28
Performance				86.43



Question	Clarity in delivery		Response value	Response %
	Value	No. of response(s)		
● Faculty teaching audible to all and communication is effective	3	1997	5991	64.63
● Faculty teaching mostly audible and communication is not effective	2	690	1380	22.33
● Faculty teaching is not audible	1	403	403	13.04
Performance				83.86



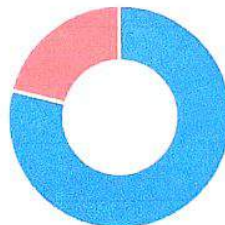
Question	Information gathering			
	Value	No. of response(s)	Response value	Response %
● Digs up all kinds of information (core and peripheral level) related to task, comes up with exhaustive information including all the background	3	2062	6186	66.73
● Collects adequate information about the task but not much about related ones	2	813	1626	26.31
● Collects minimal information and about just the particular tool/technology	1	215	215	6.96
Performance				86.59



Question	Responsiveness to audience			
	Value	No. of response(s)	Response value	Response %
● Response to queries (core and peripheral level) of audience with clarity and confidence	3	2006	6018	67.07
● Response to queries (core but not peripheral level) of audience with less clarity and confidence	2	683	1366	22.84
● Response to the queries is poor	1	302	302	10.10
Performance				85.66



Legend: Achieved (Blue), Scope for improvement (Red)



Achieved 79.08 | Scope for improvement 20.92



[Signature]
Principal
Matoshri College of Pharmacy
Eklahare, Nasik - 422 105



Matoshri College of Pharmacy, Eklahare, Nashik

Combined Feedback Analysis

Academic Year : 2018-19

This report consists of following activities :

Title : Course Mid Survey (Attended By : Third Semester (Div A), First Semester (Div B), First Semester (Div A))

Total number of response(s) : 840

Question	Content completeness				Response %
Answer	Value	No. of response(s)	Response value	Response %	
● Faculty teaching includes all the relevant key information needed	3	679	2037	80.83	
● Faculty teaching includes information but less relevant	2	123	246	14.64	
● Faculty teaching lacks information	1	38	38	4.52	
Performance				92.10	

Question	Organization of Faculty teaching				Response %
Answer	Value	No. of response(s)	Response value	Response %	
● Information is in logical, interesting sequence with illustrations which audience can follow	3	654	1962	77.86	
● Information is in logical sequence which audience can follow but lack in illustration	2	151	302	17.98	
● Cannot understand teaching because there is no sequence of information	1	35	35	4.17	
Performance				91.23	

Question	Clarity in delivery				Response %
Answer	Value	No. of response(s)	Response value	Response %	
● Faculty teaching audible to all and communication is effective	3	653	1959	77.74	
● Faculty teaching mostly audible and communication is not effective	2	136	272	16.19	
● Faculty teaching is not audible	1	51	51	6.07	
Performance				90.56	

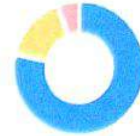
Question	Information gathering				Response %
Answer	Value	No. of response(s)	Response value	Response %	
● Digs up all kinds of information (core and peripheral level) related to task, comes up with exhaustive information including all the background	3	668	2004	79.52	
● Collects adequate information about the task but not much about related ones	2	139	278	16.55	
● Collects minimal information and about just the particular tool/technology	1	33	33	3.93	
Performance				91.87	

Question

Responsiveness to audience

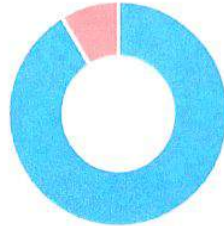
<https://www.vmedulife.com/faculty/feedback/student/StudentFeedback.php>





Question	Value	No. of response(s)	Response value	Response %
Answer				
● Response to queries(core and peripheral level) of audience with clarity and confidence	3	632	1896	78.61
● Response to queries (core but not peripheral level) of audience with less clarity and confidence	2	128	256	15.92
● Response to the queries is poor	1	44	44	5.47
Performance				91.04

Achieved 91.36 | Scope for improvement 8.64



Achieved 91.36 | Scope for improvement 8.64



[Signature]
Principal
 Matoshri College of Pharmacy
 Eklahare, Nasik - 422 105



Matoshri College of Pharmacy, Eklahare, Nashik

Combined Feedback Analysis

Academic Year : 2018-19

This report consists of following activities :

Title : Course Mid Survey (Attended By : Eight Semester, Sixth Semester)

Title : Course End Survey (Attended By : Eight Semester, Seventh Semester, Fifth Semester)

Total number of response(s) : 1897

Question	Content completeness				Response %
Answer	Value	No. of response(s)	Response value	Response %	
● Faculty teaching includes all the relevant key information needed	3	1319	3957	69.53	
● Faculty teaching includes information but less relevant	2	436	872	22.98	
● Faculty teaching lacks information	1	142	142	7.49	
Performance				87.35	

Question	Organization of Faculty teaching				Response %
Answer	Value	No. of response(s)	Response value	Response %	
● Information is in logical, interesting sequence with illustrations which audience can follow	3	1259	3777	66.40	
● Information is in logical sequence which audience can follow but lack in illustration	2	543	1086	28.64	
● Cannot understand teaching because there is no sequence of information	1	94	94	4.96	
Performance				87.15	

Question	Clarity in delivery				Response %
Answer	Value	No. of response(s)	Response value	Response %	
● Faculty teaching audible to all and communication is effective	3	1241	3723	65.45	
● Faculty teaching mostly audible and communication is not effective	2	496	992	26.16	
● Faculty teaching is not audible	1	159	159	8.39	
Performance				85.69	

Question	Information gathering				Response %
Answer	Value	No. of response(s)	Response value	Response %	
● Digs up all kinds of information (core and peripheral level) related to task , comes up with exhaustive information including all the background	3	1312	3936	69.23	
● Collects adequate information about the task but not much about related ones	2	508	1016	26.81	
● Collects minimal information and about just the particular tool/technology	1	75	75	3.96	
Performance				88.43	

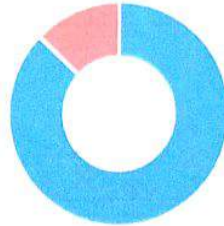
<https://www.vmedulife.com/faculty/feedback/student/StudentFeedback.php>





Question	Responsiveness to audience			
	Value	No. of response(s)	Response value	Response %
● Response to queries(core and peripheral level) of audience with clarity and confidence	3	1244	3732	67.90
● Response to queries (core but not peripheral level) of audience with less clarity and confidence	2	435	870	23.74
● Response to the queries is poor	1	153	153	8.35
Performance				88.52

Achieved | Scope for improvement



Achieved 87.03 | Scope for improvement 12.97



[Signature]
Principal
 Matoshri College of Pharmacy
 Eklahare, Nasik - 422 105



Matoshri College of Pharmacy, Eklahare, Nashik

Combined Feedback Analysis

Academic Year : 2018-19

This report consists of following activities :

Title : Course Mid Survey (**Attended By :** Eight Semester,Fourth Semester (Div B),Fourth Semester (Div A),Second Semester (Div A),Second Semester (Div B))

Title : Course Feedback (**Attended By :** Fourth Semester (Div B),Fourth Semester (Div A),Second Semester (Div A),Second Semester (Div B),Eight Semester,Sixth Semester)

Title : Course End Survey (**Attended By :** Fourth Semester (Div B),Fourth Semester (Div A),Second Semester (Div A),Second Semester (Div B),Sixth Semester)

Total number of response(s) : 5107

Question	Do you have a problem with medium of instruction (English)?			
Answer	Value	No. of response(s)	Response value	Response %
Yes	5	558	2790	27.23
No	4	1490	5960	72.72
Performance				85.41



Question	Do you find enough time to study at home/hostel because of the program structure?			
Answer	Value	No. of response(s)	Response value	Response %
Yes	5	1327	6635	64.76
No	4	722	2888	35.24
Performance				92.95



Question	Is your level of interest still the same as in the beginning or increased or decreased?			
Answer	Value	No. of response(s)	Response value	Response %
Increased	5	1174	5870	57.30
Decreased	4	373	1492	18.20
Remains same	3	502	1506	24.50
Performance				86.56



Question	Whether all contents relevant to subject have been covered in present course structure?			
Answer	Value	No. of response(s)	Response value	Response %
Excellent	5	877	4385	42.80
Very Good	4	503	2012	24.55
Good	3	466	1398	22.74
Satisfactory	2	123	246	6.00
Poor	1	80	80	3.90
Performance				79.27



Question	Whether the course structure is properly organised?			
Answer	Value	No. of response(s)	Response value	Response %
Excellent	5	677	3385	33.04
Very Good	4	504	2016	24.60
Good	3	548	1644	26.74



Question	Whether the course structure is properly organised?			
Answer	Value	No. of response(s)	Response value	Response %
Satisfactory	2	190	380	9.27
Poor	1	130	130	6.34
Performance				73.74

Question	Do you think in the current syllabus whether proper emphasis is given on fundamentals?			
Answer	Value	No. of response(s)	Response value	Response %
Excellent	5	761	3805	37.16
Very Good	4	530	2120	25.88
Good	3	516	1548	25.20
Satisfactory	2	144	288	7.03
Poor	1	97	97	4.74
Performance				76.74



Question	What is your opinion for inclusion of modern/advance topics in the course syllabus?			
Answer	Value	No. of response(s)	Response value	Response %
Excellent	5	659	3295	32.18
Very Good	4	497	1988	24.27
Good	3	565	1695	27.59
Satisfactory	2	199	398	9.72
Poor	1	128	128	6.25
Performance				73.28



Question	Availability of text books/study materials related to syllabus contents in the institute?			
Answer	Value	No. of response(s)	Response value	Response %
Excellent	5	734	3670	35.82
Very Good	4	539	2156	26.31
Good	3	502	1506	24.50
Satisfactory	2	158	316	7.71
Poor	1	116	116	5.66
Performance				75.78



Question	Do you find any usefulness in all the tests or examinations conducted so far for the concerned course?			
Answer	Value	No. of response(s)	Response value	Response %
Excellent	5	737	3685	35.97
Very Good	4	508	2032	24.79
Good	3	527	1581	25.72
Satisfactory	2	170	340	8.30
Poor	1	107	107	5.22
Performance				75.60



Question	Overall rating of the course?			
Answer	Value	No. of response(s)	Response value	Response %
Excellent	5	616	3080	30.06
Very Good	4	532	2128	25.96
Good	3	538	1614	26.26
Satisfactory	2	232	464	11.32
Poor	1	131	131	6.39
Performance				72.40



Question	Is there any better employment opportunity after completion of this course?			
Answer	Value	No. of response(s)	Response value	Response %
Excellent	5	742	3710	36.23
Very Good	4	529	2116	25.83
Good	3	490	1470	23.93
Satisfactory	2	176	352	8.59
Poor	1	111	111	5.42
Performance				75.77



Question	Do you think that you have received enough exposure for the contents mentioned in the course?			
Answer	Value	No. of response(s)	Response value	Response %
Excellent	5	759	3795	37.04
Very Good	4	543	2172	26.50
Good	3	503	1509	24.55
Satisfactory	2	139	278	6.78
Poor	1	105	105	5.12
Performance				76.71



Question	Whether is there any enhancement in the skills in the area of specializations of your course?			
Answer	Value	No. of response(s)	Response value	Response %
Excellent	5	724	3620	35.35
Very Good	4	492	1968	24.02
Good	3	555	1665	27.10
Satisfactory	2	163	326	7.96
Poor	1	114	114	5.57
Performance				75.13



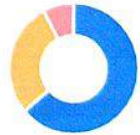
Question	Whether the course exposed you to new knowledge and practices of your field?			
Answer	Value	No. of response(s)	Response value	Response %
Strongly disagree	5	438	2190	22.39
Strongly Agree	4	1518	6072	77.61
Performance				84.48



Question	Content completeness			
Answer	Value	No. of response(s)	Response value	Response %
Faculty teaching includes all the relevant key information needed	3	2061	6183	67.40
Faculty teaching includes information but less relevant	2	691	1382	22.60
Faculty teaching lacks information	1	306	306	10.01
Performance				85.80



Question	Organization of Faculty teaching			
Answer	Value	No. of response(s)	Response value	Response %
Information is in logical, interesting sequence with illustrations which audience can follow	3	1946	5838	63.66
Information is in logical sequence which audience can follow but lack in illustration	2	876	1752	28.66
Cannot understand teaching because there is no sequence of information	1	235	235	7.69
Performance				85.32



12/9/2020

vmedulife Account

Question	Clarity in delivery		Response value	Response %
Answer	Value	No. of response(s)		
● Faculty teaching audible to all and communication is effective	3	1873	5619	61.29
● Faculty teaching mostly audible and communication is not effective	2	788	1576	25.79
● Faculty teaching is not audible	1	395	395	12.93
Performance				82.79



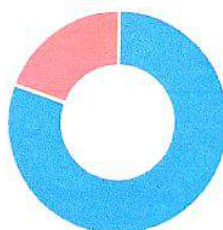
Question	Information gathering		Response value	Response %
Answer	Value	No. of response(s)		
● Digs up all kinds of information (core and peripheral level) related to task , comes up with exhaustive information including all the background	3	1975	5925	64.67
● Collects adequate information about the task but not much about related ones	2	838	1676	27.44
● Collects minimal information and about just the particular tool/technology	1	241	241	7.89
Performance				85.59



Question	Responsiveness to audience		Response value	Response %
Answer	Value	No. of response(s)		
● Response to queries(core and peripheral level) of audience with clarity and confidence	3	1924	5772	64.39
● Response to queries (core but not peripheral level) of audience with less clarity and confidence	2	756	1512	25.30
● Response to the queries is poor	1	308	308	10.31
Performance				84.69



Legend: Achieved (Blue), Scope for improvement (Red)



Achieved 80.42 | Scope for improvement 19.58



[Signature]
Principal
Matoshri College of Pharmacy
Eklahare, Nashik - 422 105



Matoshri College of Pharmacy, Eklahare, Nashik

Combined Feedback Analysis

Academic Year : 2017-18

This report consists of following activities :

Title : Course Survey (Attended By : Fourth Semester, Second Semester (Div B), Second Semester (Div A))

Total number of response(s) : 181

Question	Did you take up this course out of your own will or by force?				
Answer	Value	No. of response(s)	Response value	Response %	
Own Will	5	165	825	91.16	
By Force	4	16	64	8.84	
Performance					98.23

Question	Do you have a problem with medium of instruction (English)?				
Answer	Value	No. of response(s)	Response value	Response %	
Yes	5	37	185	20.44	
No	4	144	576	79.56	
Performance					84.09

Question	Do you find enough time to study at home/hostel because of the program structure?				
Answer	Value	No. of response(s)	Response value	Response %	
Yes	5	115	575	63.54	
No	4	66	264	36.46	
Performance					92.71

Question	Is your level of interest still the same as in the beginning or increased or decreased?				
Answer	Value	No. of response(s)	Response value	Response %	
Increased	5	124	620	68.51	
Decreased	4	19	76	10.50	
Remains same	3	38	114	20.99	
Performance					89.50

Question	Whether all contents relevant to subject have been covered in present course structure?				
Answer	Value	No. of response(s)	Response value	Response %	
Excellent	5	64	320	35.36	
Very Good	4	66	264	36.46	
Good	3	39	117	21.55	
Satisfactory	2	11	22	6.08	
Poor	1	1	1	0.55	
Performance					80.00

Question	Whether the course structure is properly organised?				
Answer	Value	No. of response(s)	Response value	Response %	
Excellent	5	58	290	32.04	
Very Good	4	62	248	34.25	



Question	Whether the course structure is properly organised?			
Answer	Value	No. of response(s)	Response value	Response %
Good	3	40	120	22.10
Satisfactory	2	16	32	8.84
Poor	1	5	5	2.76
Performance				76.80

Question	Do you think in the current syllabus whether proper emphasis is given on fundamentals?			
Answer	Value	No. of response(s)	Response value	Response %
Excellent	5	52	260	28.73
Very Good	4	76	304	41.99
Good	3	33	99	18.23
Satisfactory	2	19	38	10.50
Poor	1	1	1	0.55
Performance				77.57



Question	What is your opinion for inclusion of modern/advance topics in the course syllabus?			
Answer	Value	No. of response(s)	Response value	Response %
Excellent	5	51	255	28.18
Very Good	4	74	296	40.88
Good	3	37	111	20.44
Satisfactory	2	14	28	7.73
Poor	1	5	5	2.76
Performance				76.80



Question	Availability of text books/study materials related to syllabus contents in the institute?			
Answer	Value	No. of response(s)	Response value	Response %
Excellent	5	52	260	28.73
Very Good	4	73	292	40.33
Good	3	39	117	21.55
Satisfactory	2	13	26	7.18
Poor	1	4	4	2.21
Performance				77.24



Question	Do you find any usefulness in all the tests or examinations conducted so far for the concerned course?			
Answer	Value	No. of response(s)	Response value	Response %
Excellent	5	64	320	35.36
Very Good	4	62	248	34.25
Good	3	36	108	19.89
Satisfactory	2	16	32	8.84
Poor	1	3	3	1.66
Performance				78.56

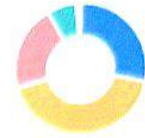


Question	Overall rating of the course?			
Answer	Value	No. of response(s)	Response value	Response %
Excellent	5	54	270	29.83
Very Good	4	69	276	38.12
Good	3	35	105	19.34
Satisfactory	2	12	24	6.63
Poor	1	11	11	6.08
Performance				75.80



Question: Is there any better employment opportunity after completion of this course?

Answer	Value	No. of response(s)	Response value	Response %
Excellent	5	51	255	28.18
Very Good	4	77	308	42.54
Good	3	38	114	20.99
Satisfactory	2	13	26	7.18
Poor	1	2	2	1.10
Performance				77.90



Question: Do you think that you have received enough exposure for the contents mentioned in the course?

Answer	Value	No. of response(s)	Response value	Response %
Excellent	5	61	305	33.70
Very Good	4	70	280	38.67
Good	3	38	114	20.99
Satisfactory	2	10	20	5.52
Poor	1	2	2	1.10
Performance				79.67



Question: Whether is there any enhancement in the skills in the area of specializations of your course?

Answer	Value	No. of response(s)	Response value	Response %
Excellent	5	48	240	26.52
Very Good	4	86	344	47.51
Good	3	35	105	19.34
Satisfactory	2	11	22	6.08
Poor	1	1	1	0.55
Performance				78.67



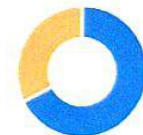
Question: Whether the course exposed you to new knowledge and practices of your field?

Answer	Value	No. of response(s)	Response value	Response %
Strongly disagree	5	43	215	23.76
Strongly Agree	4	138	552	76.24
Performance				84.75

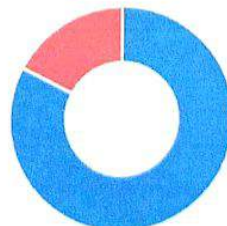


Question: Will you recommend this course to your colleagues?

Answer	Value	No. of response(s)	Response value	Response %
Very Strongly	5	117	585	67.63
Not at all	4	56	224	32.37
Performance				93.53



Achieved Scope for improvement



Achieved 82.61 | Scope for improvement 17.39





Matoshri College of Pharmacy, Eklahare, Nashik

Combined Feedback Analysis

Academic Year : 2017-18

This report consists of following activities :

Title : Course End Survey (**Attended By** : Second Semester (Div B), Second Semester (Div A))

Title : Course Survey (**Attended By** : Eight Semester, Sixth Semester, Fourth Semester)

Total number of response(s) : 189

Question	Did you take up this course out of your own will or by force?				
Answer	Value	No. of response(s)	Response value	Response %	
● Own Will	5	127	635	94.07	
● By Force	4	8	32	5.93	
Performance				98.81	
Question	Do you have a problem with medium of instruction (English)?				
Answer	Value	No. of response(s)	Response value	Response %	
● Yes	5	29	145	21.48	
● No	4	106	424	78.52	
Performance				84.30	
Question	Do you find enough time to study at home/hostel because of the program structure?				
Answer	Value	No. of response(s)	Response value	Response %	
● Yes	5	84	420	62.22	
● No	4	51	204	37.78	
Performance				92.44	
Question	Is your level of interest still the same as in the beginning or increased or decreased?				
Answer	Value	No. of response(s)	Response value	Response %	
● Increased	5	92	460	69.17	
● Decreased	4	15	60	11.28	
● Remains same	3	26	78	19.55	
Performance				89.92	
Question	Whether all contents relevant to subject have been covered in present course structure?				
Answer	Value	No. of response(s)	Response value	Response %	
● Excellent	5	50	250	37.04	
● Very Good	4	47	188	34.81	
● Good	3	26	78	19.26	
● Satisfactory	2	12	24	8.89	
● Poor	1	0	0	0.00	
Performance				80.00	
Question	Whether the course structure is properly organised?				
Answer	Value	No. of response(s)	Response value	Response %	
● Excellent	5	32	160	24.24	

<https://www.vmedulife.com/faculty/feedback/student/StudentFeedback.php>



Question	Whether the course structure is properly organised?			
Answer	Value	No. of response(s)	Response value	Response %
Very Good	4	60	240	45.45
Good	3	25	75	18.94
Satisfactory	2	11	22	8.33
Poor	1	4	4	3.03
Performance				75.91



Question	Do you think in the current syllabus whether proper emphasis is given on fundamentals?			
Answer	Value	No. of response(s)	Response value	Response %
Excellent	5	43	215	32.09
Very Good	4	48	192	35.82
Good	3	24	72	17.91
Satisfactory	2	19	38	14.18
Poor	1	0	0	0.00
Performance				77.16



Question	What is your opinion for inclusion of modern/advance topics in the course syllabus?			
Answer	Value	No. of response(s)	Response value	Response %
Excellent	5	27	135	20.93
Very Good	4	64	256	49.61
Good	3	23	69	17.83
Satisfactory	2	14	28	10.85
Poor	1	1	1	0.78
Performance				75.81



Question	Availability of text books/study materials related to syllabus contents in the institute?			
Answer	Value	No. of response(s)	Response value	Response %
Excellent	5	36	180	27.48
Very Good	4	55	220	41.98
Good	3	24	72	18.32
Satisfactory	2	16	32	12.21
Poor	1	0	0	0.00
Performance				76.95



Question	Do you find any usefulness in all the tests or examinations conducted so far for the concerned course?			
Answer	Value	No. of response(s)	Response value	Response %
Excellent	5	46	230	34.59
Very Good	4	44	176	33.08
Good	3	27	81	20.30
Satisfactory	2	13	26	9.77
Poor	1	3	3	2.26
Performance				77.59



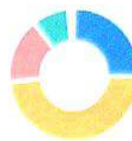
Question	Overall rating of the course?			
Answer	Value	No. of response(s)	Response value	Response %
Excellent	5	31	155	22.96
Very Good	4	60	240	44.44
Good	3	28	84	20.74
Satisfactory	2	13	26	9.63
Poor	1	3	3	2.22



Question	Overall rating of the course?			
Answer	Value	No. of response(s)	Response value	Response %
Performance				75.26

Question: Is there any better employment opportunity after completion of this course?

Answer	Value	No. of response(s)	Response value	Response %
Excellent	5	34	170	25.56
Very Good	4	64	256	48.12
Good	3	21	63	15.79
Satisfactory	2	12	24	9.02
Poor	1	2	2	1.50
Performance				77.44



Question: Do you think that you have received enough exposure for the contents mentioned in the course?

Answer	Value	No. of response(s)	Response value	Response %
Excellent	5	45	225	33.33
Very Good	4	51	204	37.78
Good	3	27	81	20.00
Satisfactory	2	12	24	8.89
Poor	1	0	0	0.00
Performance				79.11



Question: Whether is there any enhancement in the skills in the area of specializations of your course?

Answer	Value	No. of response(s)	Response value	Response %
Excellent	5	29	145	22.14
Very Good	4	66	264	50.38
Good	3	25	75	19.08
Satisfactory	2	11	22	8.40
Poor	1	0	0	0.00
Performance				77.25



Question: Whether the course exposed you to new knowledge and practices of your field?

Answer	Value	No. of response(s)	Response value	Response %
Strongly disagree	5	31	155	23.13
Strongly Agree	4	103	412	76.87
Performance				84.63



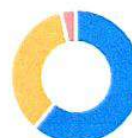
Question: Will you recommend this course to your colleagues?

Answer	Value	No. of response(s)	Response value	Response %
Very Strongly	5	82	410	63.57
Not at all	4	47	188	36.43
Performance				92.71



Question: What do you think about completeness of content for the subject?

Answer	Value	No. of response(s)	Response value	Response %
Faculty teaching includes all the relevant key information needed	5	33	165	61.11
Faculty teaching includes information but less relevant	4	19	76	35.19
Faculty teaching lacks information	3	2	6	3.70
Performance				91.48



Question: How organized is the teaching of faculty?

Answer	Value	No. of response(s)	Response value	Response %
Information is in logical, interesting sequence with illustrations which audience can follow	5	33	165	61.11
Information is in logical sequence which audience can follow but lack in illustration	4	20	80	37.04
Cannot understand teaching because there is no sequence of information	3	1	3	1.85
Performance				91.85



Question: Is there clarity in delivery?

Answer	Value	No. of response(s)	Response value	Response %
Faculty teaching audible to all and communication is effective	5	33	165	61.11
Faculty teaching mostly audible and communication is not effective	4	4	16	7.41
Faculty teaching is not audible	3	17	51	31.48
Performance				85.93



Question: What would you say about the information gathered?

Answer	Value	No. of response(s)	Response value	Response %
Digs up all kinds of information (core and peripheral level) related to task, comes up with exhaustive information including all the background	5	32	160	59.26
Collects adequate information about the task but not much about related ones	4	21	84	38.89
Collects minimal information and about just the particular tool/technology	3	1	3	1.85
Performance				91.48

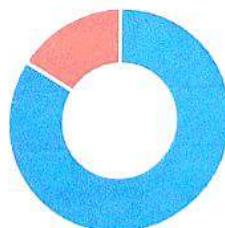


Question: What is your opinion about the responsiveness to audience?

Answer	Value	No. of response(s)	Response value	Response %
Response to queries (core and peripheral level) of audience with clarity and confidence	5	37	185	68.52
Response to queries (core but not peripheral level) of audience with less clarity and confidence	4	8	32	14.81
Response to the queries is poor	3	9	27	16.67
Performance				90.37



Achieved Scope for improvement



Achieved 84.11 | Scope for improvement 15.89





Matoshri College of Pharmacy, Eklahare, Nashik

Combined Feedback Analysis

Academic Year : 2017-18

This report consists of following activities :

Title : Course End Survey (Attended By : Eight Semester, Sixth Semester, Fourth Semester, Second Semester (Div B))

Total number of response(s) : 208

Question	What do you think about completeness of content for the subject?				
Answer	Value	No. of response(s)	Response value	Response %	
● Faculty teaching includes all the relevant key information needed	5	148	740	71.15	
● Faculty teaching includes information but less relevant	4	54	216	25.96	
● Faculty teaching lacks information	3	6	18	2.88	
Performance				93.65	

Question	How organized is the teaching of faculty?				
Answer	Value	No. of response(s)	Response value	Response %	
● Information is in logical, interesting sequence with illustrations which audience can follow	5	146	730	70.19	
● Information is in logical sequence which audience can follow but lack in illustration	4	60	240	28.85	
● Cannot understand teaching because there is no sequence of information	3	2	6	0.96	
Performance				93.85	

Question	Is there clarity in delivery?				
Answer	Value	No. of response(s)	Response value	Response %	
● Faculty teaching audible to all and communication is effective	5	139	695	66.83	
● Faculty teaching mostly audible and communication is not effective	4	53	212	25.48	
● Faculty teaching is not audible	3	16	48	7.69	
Performance				91.83	

Question	What would you say about the information gathered?				
Answer	Value	No. of response(s)	Response value	Response %	
● Digs up all kinds of information (core and peripheral level) related to task , comes up with exhaustive information including all the background	5	141	705	68.12	
● Collects adequate information about the task but not much about related ones	4	59	236	28.50	
● Collects minimal information and about just the particular tool/technology	3	7	21	3.38	
Performance				92.95	



Question

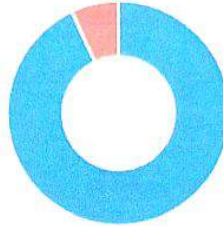
What is your opinion about the responsiveness to audience?

Answer

	Value	No. of response(s)	Response value	Response %
● Response to queries(core and peripheral level) of audience with clarity and confidence	5	134	670	66.67
● Response to queries (core but not peripheral level) of audience with less clarity and confidence	4	65	260	32.34
● Response to the queries is poor	3	2	6	1.00
Performance				93.13



Legend: Achieved (Blue), Scope for improvement (Red)



Achieved 93.08 | Scope for improvement 6.92



[Signature]
Principal
 Matoshri College of Pharmacy
 Eklahare, Nashik - 422 105



Matoshri Education Society's

MATOSHRI COLLEGE OF PHARMACY

Eklahare, Near Odhagaon, Aurangabad Highway, Tal. & Dist. Nashik,

Nashik- 422 105. (M.S.) Ph. No.: 0253-2406687, 9552516050

E-mail ID: matoshripharmacy@rediffmail.com

Website:pharmacy.matoshri.edu.in

Approved by: All India council of Technical Education (AICTE), Pharmacy Council of India, New Delhi, Govt. of Maharashtra, DTE, Mumbai.

Affiliated to: SavitribaiPhule Pune University, Pune

(ID.No.PU/NS/Pharm./163/2012)DTE Code:5405

FEEDBACK FORM FOR TEACHER ABOUT CURRICULUM (2019-20)

Subject: *sterile product* Semester: *VIIth*

Academic Year: *2019-2020*

This questionnaire is intended to collect information relating to your satisfaction towards the curriculum, teaching, learning and evaluation. The information provided by you will be kept confidential and will be used as important feedback for quality improvement of the program of studies/institution.

Directions: a score for each item please indicate your level of satisfaction with the following statement by choosing between 1 and 5.

Excellent (5)

Very Good (4)

Good (3)

Average (2)

Poor (1)

Sr.No	Statement	Excellent	Very Good	Good	Average	Poor
1	Syllabus is suitable to the course	✓				
2	Syllabus is need based.	✓				
3	Course content is followed by corresponding reference books/materials			✓		
4	Aims and objectives of the syllabi are well defined and clear to teachers and students.		✓			
5	The course/syllabus of this subject increased my knowledge and perspective in the subject area.			✓		
6	The books prescribed/listed as reference materials are relevant, updated and appropriate.					✓
7	The course/program of studies carries sufficient number of optional papers.				✓	
8	The course/syllabus has good balance between theory and practical.				✓	

Remark by Head of the Institute:

provide list of books which are not available in library.



Principal

Matoshri College of Pharmacy
Eklahare, Nashik - 422 105



Matoshri Education Society's

MATOSHRI COLLEGE OF PHARMACY

Eklahare, Near Odhagaon, Aurangabad Highway, Tal. & Dist. Nashik,

Nashik- 422 105. (M.S.) Ph. No.: 0253-2406687, 9552516050

E-mail ID: matoshripharmacy@rediffmail.com

Website:pharmacy.matoshri.edu.in

Approved by: All India council of Technical Education (AICTE), Pharmacy Council of India, New Delhi, Govt. of Maharashtra, DTE, Mumbai.

Affiliated to: SavitribaiPhule Pune University, Pune

(ID.No.PU/NS/Pharm./163/2012)DTE Code:5405

FEEDBACK FORM FOR TEACHER ABOUT CURRICULUM (2019-20)

Subject: Analytical Pharmacology Semester: Vth
& extraction Technology

Academic Year: 2019 - 20

This questionnaire is intended to collect information relating to your satisfaction towards the curriculum, teaching, learning and evaluation. The information provided by you will be kept confidential and will be used as important feedback for quality improvement of the program of studies/institution.

Directions: a score for each item please indicate your level of satisfaction with the following statement by choosing between 1 and 5.

Excellent (5)

Very Good (4)

Good (3)

Average (2)

Poor (1)

Sr.No	Statement	Excellent	Very Good	Good	Average	Poor
1	Syllabus is suitable to the course	✓				
2	Syllabus is need based.	✓				
3	Course content is followed by corresponding reference books/materials			✓		
4	Aims and objectives of the syllabi are well defined and clear to teachers and students.				✓	
5	The course/syllabus of this subject increased my knowledge and perspective in the subject area.		✓			
6	The books prescribed/listed as reference materials are relevant, updated and appropriate.					✓
7	The course/program of studies carries sufficient number of optional papers.			✓		
8	The course/syllabus has good balance between theory and practical.	✓				

Remark by Head of the Institute:

More books list to be provide to library for purchase



(Signature)
Principal

Matoshri College of Pharmacy,
Eklahare, Nashik - 422 105

EMPLOYER'S FEEDBACK

Name of the Alumni	Patil Kunal Sunil
Name & Address of the Organization	Scitech Specialities Pvt Ltd. A-3, SITEP, PUSALGAON MIDC, TAL: SINDUR Dist: Nashik - 422112
E-mail (Organization)	scitech@scitech.net.in, "stsp-admin@stsp.in"
Phone no. of the organization	(02551) 240045
Present Designation	Officer &C.
Total Experiences (Years, Months)	1.5 year.
Experience (Years, Months) in the present Organization	1.5 year

To be filled by Employer/ Reporting Authority
(Please tick () appropriate option for each parameter)

Sr. No	Parameters	Excellent	Very good	Good	Average
1.	Performance of our Graduate	<input checked="" type="checkbox"/>			
2.	Inclination to adopt new Technology		<input checked="" type="checkbox"/>		
3.	Communication Skills	<input checked="" type="checkbox"/>			
4.	Independent Thinking & Problem Solving Ability		<input checked="" type="checkbox"/>		
5.	Leadership skills	<input checked="" type="checkbox"/>			
6.	Professional Attitude		<input checked="" type="checkbox"/>		
7.	Ethics		<input checked="" type="checkbox"/>		
8.	Inclination to Identify Problems in Society		<input checked="" type="checkbox"/>		



Seal of the organization

(Signature)
Name and designation of the Authority

" Thank you for providing information regarding our alumni"

Matoshri College of Pharmacy, Eklahare, Nashik

Alumni Feedback Form

Name:	Kavaji Bhale
Email Id:	Kavjibhale19@gmail.com
Which Academic year do you belong to	2019-2020
Do you feel proud to be associated with MCOP as Alumni?	Yes
Will you recommend your relative or friends to enroll at MCOP?	Yes
Do you feel that adequate knowledge was gained during your course of study?	Yes
Is knowledge gained in MCOP relevant in your present job?	Yes
Were the faculty members cooperative for academic support and overall development?	Yes
How do you rate development activities organized by the college for your overall development?	4
How do you rate student teacher relationship in MCOP as a whole?	Highly Efficient
How do you rate the academic initiatives taken by the college to bridge the gap between industry and academia.	Highly Efficient
Has the T and P cell provided sufficient Off campus placement opportunities?	Yes
Have you availed career counselling and guidance for higher studies from T and P Cell?	Yes



Principal


Matoshri College of Pharmacy,
Eklahare, Nashik - 422 105

Matoshri College of Pharmacy, Eklahare, Nashik

Parents' Feedback Form

Name of Parent:	datta Aathwale
Name of Student:	gouravathawle1@gmail.com
Email Id:	gouravathawle1@gmail.com
Which Academic year does your ward belong to	2018-2019
Infrastructural facilities of the institute	Good
Academic progress of your ward in the institute	Excellent
Overall personality development of your ward in the institute	Good
Quality of teaching offered by the institute	Good
Communication/Information provided from the institute	Good
Student Counselling and guidance provided at the institute	Excellent
Relevance of curriculum with respect to industrial application	Good
Discipline at the institute	Excellent
Extracurricular/Cocurricular participation of your ward in the institute	Good
Overall arrangement and coordination during parent meet	Excellent




Principal
 Matoshri College of Pharmacy
 Eklahare, Nashik - 422 105